

How to be  
a successful  
Lode Heath  
School student





# Welcome to Lode Heath School...

...your school for the next five years! You are about to embark on a very important journey in your life. A journey that will lead you to discover more about the world around you, discover new friendships and discover more about you!

This 'how to guide' has been created to give you some important tips on how to become a successful student at Lode Heath School. It includes useful advice and information about getting to and from school, how to wear your uniform as well as some ideas to help you prepare for secondary school that you can try over the summer. This is your booklet, so read through it carefully.





# Getting to School



One of the first things you need to think about, is how you are going to get yourself to school safely and on time every day.

You may wish to walk, take the bus or cycle depending on how close you live to the school.

Some questions to think about and discuss at home:

**How am I going to get to school?**

**How long will it take me to get to school?**

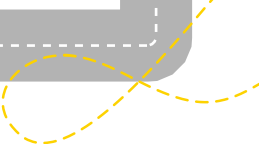



**Will I go with a friend?**

**What time do I need to leave the house in the morning?**

However, you are going to be traveling to school, there are some important points to remember:

- Get your bag ready the night before so that you are not too rushed in the morning.
- Work out your route to school, whether you're walking, cycling or taking public transport. Practise until you're confident and time yourself.
- Make sure that you leave the house with plenty of time to get to school.
- Stay alert when travelling to school to keep yourself and others safe.
- Make sure that you can be seen when walking to school – especially in the winter when it gets dark early.

Have a go at planning your journey from home to school.  
You could draw it out as a map, or list it in steps.



# The school day...

In September, you will be given your timetable for the term. It will tell you what lessons you have on each day, who will be teaching you and where that lesson will be held. You will soon get used to your timetable, but it is a good idea to put a copy up in your bedroom and on the kitchen fridge whilst you are learning it.

Here is what a normal day at Lode Heath will look like:

Registration & Assembly*
Period 1
Period 2
Break
Period 3
Period 4
Lunch
Period 5



# Our family...

## What we believe in...



### Pride

Participation

Involving yourself in lessons, working with others and contributing to the class discussion.

Respect

Showing good manners, being polite and caring about the learning of others.

Independence

Working to solve problems and taking responsibility for your own learning.

Determination

Working hard in every lesson, persevering with difficult tasks and showing resilience.

Energy

Focusing on the teacher, being enthusiastic and showing passion for learning.



### Stars

Sincere

The quality of being honest, true and real.

Thoughtful

Showing consideration for the needs of other people.

Aspirational

Having a desire to achieve a high level of success.

Resilient

The ability to recover quickly from difficult situations.

Solidarity

United in interests, objectives and standard

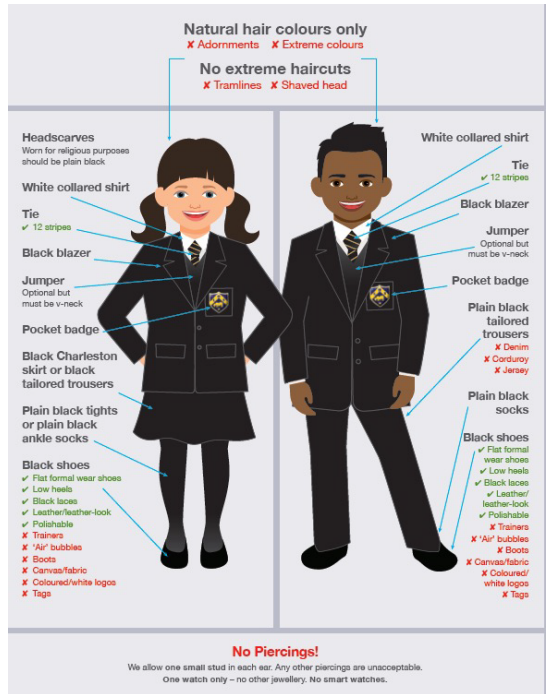
# Wearing your Uniform

Secondary school uniform is often quite different to primary school uniform.

It is very important to wear the correct items of uniform in the correct way to make a positive impression.

Make sure that you take notice of the uniform policy (available on the Lode Heath School website) before you go shopping so that you are clear of what is correct school uniform.

[Beware, some of the shops put 'trainer style shoes' which are not allowed at LHS, in with the school shoes!]



## Other points to note:

- Correct school uniform should be always worn to and from school and in school.
- Hair should be a natural colour no shorter than a number 2 – no extreme styles including tramlines, sculpting or undercuts.
- The wearing of makeup is not allowed – this includes fake nails, fake tan, fake eyelashes.
- Jewellery may not be worn on display other than a watch and single plain stud in each ear.
- Smart watches are not allowed to be worn or brought into school.

**Wear your uniform with pride!**

# Getting organised

What you need to bring to secondary school might be different from primary school – you may well also need a bigger bag as you will be carrying lots of things around with you as you move to different classrooms.



**Bag**

Make sure you have a **full-sized bag** which can fit an A4 sized book.

**Top tip** – get your bag ready the night before to avoid the morning rush!



**School planner**

In September, you will be given a **school planner**. You will use this to **record your homework** and help you get **organised**. Your **parents** will need to **sign** this every week and your **Form Tutor** will **check** it weekly.



**Pen**



**Pencil**



**Sharpener**



**Rubber**



**Calculator**



**Ruler**

## My shopping list...

What equipment do you need to buy ready for September?





# School Expectations

Just like any other school, we have rules in place to keep all of our students safe. At Lode Heath School, our expectations of how you are to conduct yourself are very simple and must be followed at all times.

When you start school, these will be explained to you so that you know very clearly what is expected of you.

Here are some important starting points of what we will expect from you:

**Arrive at school on time every day.**

Great punctuality is very important to make sure that you don't miss the important start to your school day.

**Be prepared.**

Have all of the books & belongings that you will need for that day with you including lesson equipment and your planner.

**Be ready to learn!**

Come with the right attitude to learn. Sometimes it might be hard but together, we can overcome challenges!

**Follow staff instructions without fuss.**

You will be given instructions to help your learning or keep you safe – you must follow them.

Treat all other people with  
**RESPECT!**

**Treat the site, grounds and building with respect.**

Put all litter in the bins, no chewing gum allowed in school.

**Switch off mobile phone when entering the school site and keep it off until you leave at the end of the day. Not to be used at all.**

**Keep yourself and others safe.**

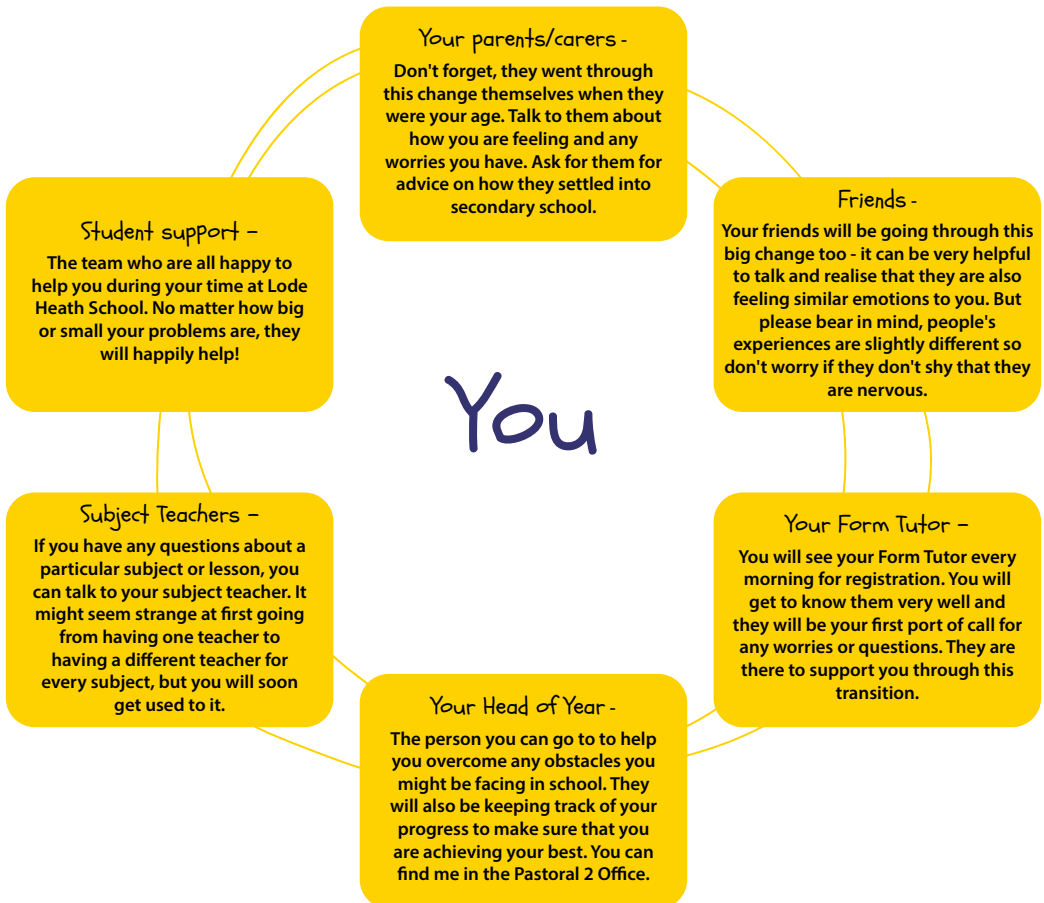
Follow the one-way system and walk around the building sensibly to keep everyone safe.

**Meet deadlines.**

You can use your planner and Insight to help you keep on top of what homework needs completing and sticking to deadlines.

# Support Network

You will no doubt feeling a whole range of emotions about starting secondary school. On the one hand, you might feel really excited about all of the new challenges coming your way. On the other hand, you might be feeling nervous about leaving the school you know really well and settling into a new school – this is completely normal! It is a big change in your life, one you will always remember. It is important to know that there are lots of people who will be supporting you through this journey. Make sure that you talk to them about any worries you have, no matter if you think that they are small or silly, so that you can work together to resolve them.



# Top tips for getting ready for secondary school

- |  |   |  |
|--|---|--|
| <b>Plan your route to school</b>                                   |    | Whether you're walking or taking public transport, practise until you're confident. Time yourself so that you know how long it should take and give yourself enough time in the morning. If it helps, draw a map.                                      |
| <b>Buy an alarm clock and practice some early mornings.</b>        |    | Having 6 weeks off is great but sometimes we struggle when we have to get back into a routine in September. Over the summer, buy an alarm clock (you can get them from Poundland) and practice getting up in the morning.                              |
| <b>Get your uniform and equipment ready</b>                        |    | Check in this booklet and on the school website about the correct school uniform and how it should be worn (including shoes, bags, and coats). Have a go at practising doing up a tie if you haven't had to wear one before.                           |
| <b>Write a list of any questions you might have for September.</b> |    | Understandably, you will have lots of questions and queries about your new school but in all the excitement in September – you might forget to ask them. Jot them down and bring them with you on your first day.                                      |
| <b>Talk through any worries</b>                                    |    | It is completely normal to feel very nervous and worried about starting Secondary School. It is a massive life event! Talk through any worries you have with family members or friends   |
| <b>Read a book for enjoyment</b>                                   |    | There are many benefits to reading – it improves your spelling, your vocabulary, your concentration to name a few. It can also transport you to different worlds and be very enjoyable.  |
| <b>Get to know new people</b>                                      |  | Even if you are coming from a school with lots of your peers, get to know new people from your class and year group. You are now part of the Lode Heath School community – we are a team!  |
| <b>Get your bag ready the night before</b>                         |  | Now you are a secondary school student, you will be expected to take responsibility for getting yourself organised. Pack your bag the night before in order to avoid the morning rush and minimise the risk of getting important items.                |
| <b>Join at least one extra-curricular activity</b>                 |  | When term starts, you will get to find out about all of the extra-curricular activities we have available at school. I suggest you join at least one in order to learn some new skills as well as make some new friends with similar interests to you. |
| <b>Relax and have a fun summer!</b>                                |  | Make sure that you are ready and refreshed to come back in September and be the best you, you can be!  |

