

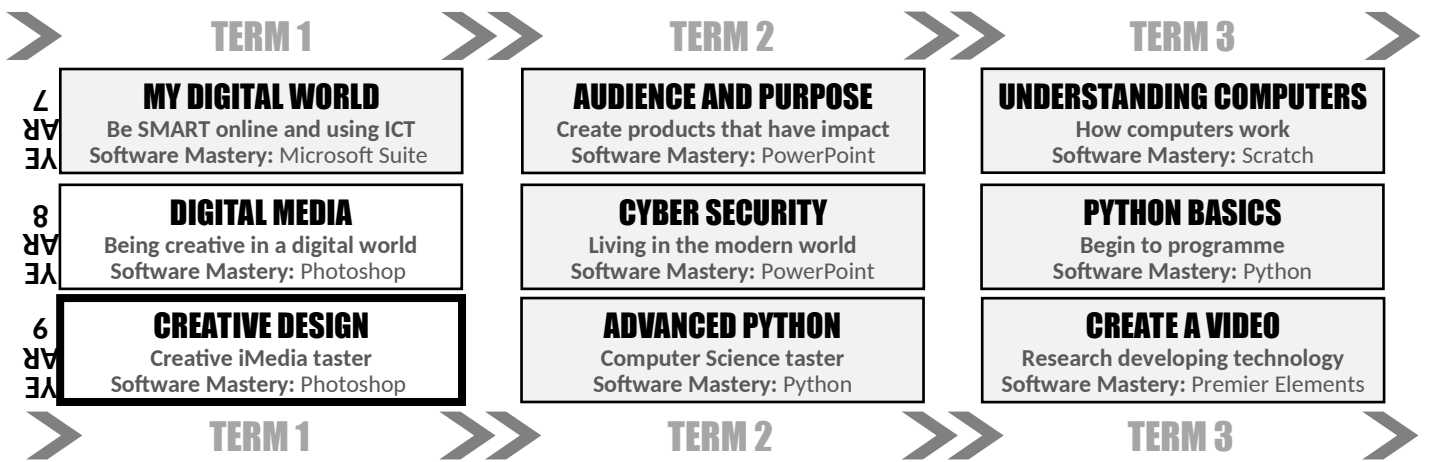
# UNIT OVERVIEW & LEARNING JOURNEY

## YEAR 9 – COMPUTING: TERM 3



### DIGITAL MEDIA – Being creative in a digital world

#### OVERALL LEARNING JOURNEY FOR KEY STAGE 3 COMPUTING



This is an introductory unit for students wishing to study Creative iMedia at Key Stage 4. This unit will give them a taster of what this course is like and whether they would like to study this next year.

#### Aim of this unit:

This unit will take the whole of this term to complete. Topics students will cover:

- Understand how digital graphics are used in the creative and digital media sector and whether they meet the purpose and the needs of the intended audience
- Understand client requirements and how to meet their needs
- Be able to plan the creation of digital graphics using visualization diagrams
- Create new digital graphics using a range of editing techniques on Adobe Photoshop

Students will be using Adobe Photoshop to create the DVD cover.

#### Assessment:

Each lesson contains tasks for students to work through independently and as whole class, some of which their class teacher will mark and add to their exercise book.

At the end of this unit there will be a 40-minute exam on all the topics covered this term.

This test, as well as the skills demonstrated on the poster will determine their final grade for this unit.

#### Homework:


Each fortnight students will receive at least one homework, for which they should only spend 20 minutes completing. These will be a combination of written, research, investigative tasks.




#### How you can help:




Encourage them to research and then reduce and summarise information rather than copying from the internet.




Encourage them to read out their work to you and explain it in their own words to ensure that they understand it. Get them to check through their work and correct errors with spellings and presentation.




#### LEARNING JOURNEY FOR COMPUTER SCIENCE OR CREATIVE iMEDIA



	<b>R093 &amp; R094</b> Revision of Year 9 work on client requirements, purpose and audience...	<b>R094</b> Visual identity and digital graphics Practice coursework	<b>R094 &amp; R093</b> Submit R094 coursework Exam preparation for R093	11 YE AR 10
<b>DATE:</b>	<b>R097 &amp; R093</b> Interactive digital media Exam preparation for R093	<b>R093 &amp; R097</b> Submit R097	<b>R093</b> Exam for R093 Creative iMedia in	YE AR 10
<b>LESSON 1: Welcome</b>				
TERM 1 <img alt="arrow left" data-bbox="95 95 115 115"/> <img alt="arrow right" data-bbox="835 95 855 115"/> TERM 2 <img alt="arrow right" data-bbox="585 95 605 115"/> TERM 3 <img alt="arrow right" data-bbox="835 95 855 115"/>				
RAG rate your understanding:   			AUP   Passwords   Secure   E-mails   Etiquette   Respectful	

<b>DATE:</b>				
RAG rate your understanding:			<b>LESSON 2: Images</b>	
  			Graphics   Folders   Organised   Digital Graphics   Types   Print   Electronic	

<b>DATE:</b>				
RAG rate your understanding:			<b>LESSON 3: Client and planning</b>	
  			Purpose   Fit for purpose   Audiences   Client   Client Requirement   Brief   Visualisation Diagrams   Annotations	

<b>DATE:</b>				
RAG rate your understanding:			<b>LESSON 4 - 6: Create DVD cover</b>	
  			Photoshop   Tools / Effects   Basic Tools   Advanced Tools   Resolution   Criteria	



Ad Astra

★ SINCERE ★ THOUGHTFUL ★ ASPIRATIONAL ★ RESILIENT ★ SOLIDARITY ★

STARS